

Dan Poynter's How Dangerous?

Comparing & Viewing Various Activities



with Dan Poynter, PIA Historian



© 2007

WAPC

Odds of death due to injury, United States

Type	# of Deaths	One Year Odds	Lifetime Odds
■ Pedestrian	6,091	47,273	612
■ Motorcycle rider	3,215	89,562	1,159
■ Car occupant	16,337	17,625	228
■ Animal rider	118	2,440,180	31,568
■ Drowning	413	697,194	9,019
■ Air and space transport accidents	653	440,951	5,704
■ Fall from ladder or scaffolding	406	709,215	9,175
■ Firearms discharge	762	377,876	4,888
■ Fireworks discharge	5	57,588,244	744,997
■ Struck by or against another person	26	11,074,662	143,269
■ Dog bites	18	15,966,734	206,944
■ Drowning and submersion	3,447	83,534	1,081
■ Choking	819	351,577	4,548
■ Electric transmission lines	109	2,641,663	34,174
■ Fire, smoke and flames	3,159	91,149	1,179
■ Hot tap-water	40	7,198,531	93,125
■ Snakes and lizards, venomous	3	95,980,407	1,241,661
■ Spiders, venomous	10	28,794,122	372,498
■ Hornets, wasps and bees	54	5,332,245	68,981
■ Heat: Exposure to excessive natural heat	350	822,689	10,643
■ Cold: Exposure to excessive natural cold	646	445,729	5,766
■ Lightning	66	4,262,746	56,439
■ Earthquake	31	9,288,426	120,161
■ Cataclysmic storm	63	4,570,496	59,127
■ Flood	9	31,993,469	413,887
■ Alcohol	355	811,102	10,493
■ Suicide by firearm	17,108	16,831	218
■ Assault by firearm	11,829	24,342	315
■ Complications, medical and surgical	2,843	101,281	1,310

--National Safety Council

WAPC

Hospital E.R. Visits

- 27.7% Due to falls
 - Presumably skydiving is not included
- 26.9% Open wounds
- 22.3% Superficial injuries
- 19.9% Acute upper respiratory infections



WAPC

Skydiving Statistics



- Some 250 drop zones across the US.
- 34,000 active skydivers in the US
- 268,000 student skydivers make a first jump in the US each year
- 3.2 million jumps made annually
- 33 Fatalities annually
 - 1 fatality for every 97,000 jumps
 - Compare fatalities with 4 playing basketball and 60 snowmobiling.

WAPC

U.S. Deaths Annually

- Automobiles: 43,000
- Flu: 36,000
- People with guns: 29,000
 - 17,000 suicides
 - 12,000 assaults
- Food-borne illness 5,000
 - Choking: 819
- Residential fires: 2,800

WAPC

Motorcycles

- 3,215 Fatalities each year.
- Your lifetime odds: 1 in 1,159



WAPC

Odds of Being Injured When in a Road Accident



- Car: 1 in 10
- Motorcycle: 9 in 10

WAPC

Bicycles



Bicycling: 795 fatalities in the U.S.

1 person in 333,000 will die bicycling

74% of injuries are from falling off. 26% from collisions.

WAPC

Pedestrian Fatalities

- 6,091 killed each year.
- Your lifetime odds: 1 in 612.



Watch the pedestrian

WAPC

Struck by Another Person

- Number of deaths: 26
- One year odds: 1 in 11,074,662
- Lifetime odds: 1 in 143,269



WAPC

Flying Commercial

- 109 fatalities each year.
- 169 including commuter airlines.
- 1 person in 1,568,000 will die in an airline crash.



WAPC

General Aviation

2003:
626 people died in general aviation crashes.



WAPC

Helicopters

Eighteen people were killed in 11 medical helicopter accidents in 2004, the highest number of deaths for more than a decade.



WAPC

Golf Accidents per Year

- Golf fatalities
 - Lightning strikes
 - 5-6 each year
 - Diving for golf balls.
 - 4 in 1996
- 1 death for every 4.7 million golfers.



WAPC

Lightning



Zeus

- 73 killed by lightning strikes each year.
- 2/3rds of those struck survive.
- Your lifetime odds: 1 in 56,439.
- Lightning casualties occur year-round, although the summer months are the most dangerous.



WAPC

Earthquakes

- 31 die annually
- Your lifetime odds are 1 in 120,161



WAPC

Swimming Challenges

www.funnyplace.org

- 3,447 people drown annually
- Your lifetime odds are 1 in 1,081



Bathing

- 365 die in bathtubs each year
- 40 die from hot tap water
- Your lifetime odds are 1 in 93,125



WAPC

Watersport Accidents

- 1,063 boating
 - 792 recreational boating
- 1 person out of 335,000 will die boating.
- 47 die waterskiing



WAPC

Sharks



In the past 50 years, 30 shark attacks were recorded annually. Seven were fatal.

WAPC

Fire, Smoke & Flames

- 3,159 people die annually
 - 2,850 in residential fires.
- Your lifetime odds: 1 in 1,179
- 1 chance in 96 that your home will be damaged by a fire.
 - Nearly 90% of all homes have smoke alarms, but millions do not have working alarms.



WAPC

Fireworks

- 5 die from fireworks annually
- 1 person in 744,997 will die from fireworks.



WAPC

Dog Bites

- 18 die from Dog bites annually.
- Your lifetime odds are 1 in 206,944



WAPC

Insect Bites



- Venomous spiders
 - 10 die each year
 - Your lifetime odds: 1 in 372,498



- Stings: hornets, wasps & bees
 - 54 die each year
 - Your life time odds: 1 in 68,981

WAPC

Snakes

■ 3 die of snakebite each year.

■ Your lifetime odds are 1 in 1,241,661



WAPC

Tsunamis & Floods

■ Floods kill 9 people each year

■ Your lifetime odds are 1 in 413,887



WAPC

Storms: Tornadoes



■ 63 killed annually
■ 29 by tornadoes
■ Your lifetime odds: 1 in 59,127

WAPC

Meteorites

One fatality:
Manfredo Settala,
1600-1680.



WAPC

Cold Weather

■ 646 people freeze to death in the U.S. each year.

■ Your lifetime odds are 1 in 5,766.



WAPC



Excessive Natural Heat

■ 350 die from heat each year.

■ Your lifetime odds are 1 in 10,643.




WAPC

Drinking Beer

- 355 die from alcohol poisoning annually.

- Your lifetime odds are 1 in 10,493



WAPC

Eating-Choking

- 819 die from choking.

- Your lifetime odds: 1 in 4,548



WAPC

Food Allergies

- 200 fatalities per year from food allergies

- Mostly seafood

- 11 million Americans have food allergies




WAPC

Falls


- 406 die from falls annually

- Your lifetime odds are 1 in 9,175



WAPC

Powerlines



- 534 people are electrocuted annually
 - 109 by powerlines

- Electrocution lifetime odds: 1 in 496,000.



He tried to make it across the road downwind and was completely oblivious to the power line.

WAPC

Horse Riding

- 118 animal riders die each year

- Your lifetime odds are 1 in 31,568



WAPC

Surgery



- Annual deaths during a surgical procedure: 2,843.
- Your lifetime odds: 1 in 1,310.

WAPC

Skydiving Doesn't Look so Bad



- 3.2 million jumps made annually
- 33 Fatalities annually
 - 1 fatality for every 97,000 jumps
 - Many due to "jumper error."

WAPC

Today, society puts more emphasis on safety than fun

Wouldn't you rather be skydiving?

WAPC


Statistical Resource



<http://parapub.com/parachute/statistics.html>

WAPC

The PIA Symposium



- Seminars
 - Discover new techniques
 - Share ideas
- Trade Show
 - See the new gear
 - Meet the manufacturers
- See <http://www.PIA.com>

WAPC

Lies

"There are three kinds of lies:

- Lies
- Damned lies and
- Statistics"

—Benjamin Disraeli, British Statesman.

WAPC